

# CYCLEDYN

BY SUPERFLOW

MOTORCYCLE CHASSIS DYNAMOMETERS



\*Shown with optional high pressure blowers

WWW.SUPERFLOW.COM

1.888.442.5546

AXILINE

• DTS

• HICKLIN


• SUPERFLOW

• TCRS

## SUPERFLOW® CYCLEDYN

The SuperFlow® CycleDyn is a chassis dynamometer designed to test motorcycles, karts, ATVs (quads), and similar vehicles within a safe, controlled environment. Testing on a dynamometer reduces road testing liability, improves measurement accuracy, and enhances productivity. The CycleDyn is a modular dynamometer

system, which means that you can select the appropriate components to get just the right dynamometer for your needs. The CycleDyn is suitable for above ground use or pit installation, which makes it very versatile for all shop configurations.



## WITH CYCLEDYN YOU CAN

- ✦ Run tests with WinDyn® while simultaneously running any tuning software on the wireless controller
- ✦ Test safely in a controlled environment
- ✦ Justify customer accessory purchases with dyno-proven performance gains
- ✦ Locate and troubleshoot engine and driveline problems and verify that the problems were corrected
- ✦ Use CycleDyn test income to add a profit center to your business
- ✦ Use the hard wired or wireless handheld remote control for all phases of setup and testing while seated on the bike
- ✦ Collect volumes of data with the sensor box's inputs for temperatures, pressures, air flow and fuel flow
- ✦ Prevent tire damage with the large 20" diameter, diamond-knurled roll which reduces tire deflection and enhances dynamometer repeatability
- ✦ Analyze data rapidly with SuperFlow's® powerful, and easy-to-use WynDyn® Data Acquisition Software.

## SPECIFICATIONS

<b>ROLL DIAMETER</b>	20" (51 cm)
<b>ROLL WIDTH</b>	16" (41 cm)
<b>PEAK POWER</b>	750 hp (559 kW)
<b>PEAK ABSORBED POWER</b>	500 hp (373 kW)
<b>MAX SPEED</b>	200 mph (322 km/h)
<b>STANDARD WHEELBASE<sup>1</sup></b>	58" - 84" (147 - 213 cm)
<b>BASE SYSTEM INERTIA</b>	323 lbs (147 kg)

<b>AXLE WEIGHT</b>	1,000 lbs (454 kg)
<b>AIR REQUIREMENTS</b>	80 - 100 psi (552 - 690 kPa)
<b>POWER REQUIREMENTS</b>	120 VAC, 15 amp or 240 VAC, 8 amp and 240 VAC, 30 amp
<b>DIMENSIONS<sup>2</sup></b>	85" L x 69" W x 21" H (216 x 175 x 53 cm)
<b>WEIGHT<sup>3</sup></b>	1,800 lbs (816 kg)

<sup>1</sup>Extensions available

<sup>2</sup>With Eddy Current

<sup>3</sup>Approximate

## WINDYN® DATA ACQUISITION SYSTEM

SuperFlow's® advanced WinDyn® Data Acquisition System provides a wealth of pre-defined tests. Standard tests can be performed in single-gear or all-gear and at

part or wide open throttle. These include: acceleration, deceleration, step, steady-state, aero load, road load, drive cycle and track lap.

## POST TEST ANALYSIS

The built in post test graphing and data analysis capabilities allow you to view up to 10 user-defined pages in tabular format. When the test is complete, click the graph icon to automatically generate up to 10 different

test data plots. Your tabular data and graphical data can appear side by side on the screen for easy comparison. You can also overlay test data to compare it graphically with up to 10 simultaneous overlays.

## SENSOR BOX

The powerful Sensor Box includes two 32-bit microprocessors to gather data at more than 1000 Hz and display data at 100 lines per second. Two set-point controllers can be operated in either open or closed loop modes. A built in weather station measures atmospheric conditions during the test so WinDyn® can correct recorded data to world wide standards (ECE, DIN, SAE, STP, etc.). Four liquid crystal displays (LCD) can be configured to any user-selected channel. The modular sensor box design allows easy expansion for optional sensors including OBDII, air flow, fuel flow, pressure, temperature, lambda and several emissions measurement devices at any time.



## HAND HELD CONTROLLER

The commander is a wired handheld controller housed in a rugged impact resistant enclosure. It features an eight-line by forty-character liquid crystal display. Twenty seven keys handle data entry and test setup with ten soft-keys that are automatically labeled for function during each test. The display can show any of a hundred separate measurements in real time and provide the operator with prompts and choices for running the test.



## IN-TEST MONITORING

WinDyn® offers 10 custom test screens to monitor real-time test data on meters, digital readouts, bar graphs and plots. Real-time data on every screen continuously updates even when the screen is not in use.



## OPTIONAL EQUIPMENT

### ANALOG PANEL



8 channel analog panel to integrate exhaust gas analyzers, lambda sensors, O<sub>2</sub> sensors, etc. Select 0-1V, 0-5V, 0-10V, 0-20V or 0-30V in any combination.

### SENSOR EXPANSION PANELS



The modular sensor box allows for additional 10-channel pressure panels (shown) and additional 16-channel temperature panels. Extra transducers are sold separately.

### TAILPIPE AIR FUEL PROBE



SuperFlow tailpipe exhaust probes measure the air/fuel ratio directly from the tailpipe. Tailpipe probes integrate with WinDyn for live monitoring and easy post test graphing and analysis.

### AC MOTORING CUBE



The AC Motoring Cube brings emissions level test data the CycleDyn. It allows you to perform R&D economically prior to final certification. The AC cube will simulate inertia, rolling losses and aerodynamic effects with the help of an advanced motor controller and WinDyn. Perform coast downs and evaluate parasitic losses or use SuperFlow's drivers trace software to perform emissions drive cycles.

### DRAG PACK EXTENSION



Perfect for choppers and drag bikes, the Drag Pack Extension is available in two lengths to accommodate wheelbases from 66" to 104" or 66" to 120."

### ATV ROLL



The ATV Roll attaches to either side of the CycleDyn base (or to the eddy current for extra wide applications) to accommodate ATVs, legends cars, dwarf cars and go karts. It is 20" in diameter, 32" wide and knurled like the base CycleDyn roll for excellent traction.

### RAMP KITS

Aluminum ramp kits are available for above ground installations. The 36" wide ramp is available in 72" or 94" lengths to accommodate low profile and long vehicles.

### ATV DECK

The ATV Deck mounts to the front of the ATV Roll to accommodate ATVs, legends cars, dwarf cars and go karts. It's available in standard length to match a standard CycleDyn or extended length for customers using the drag pack.

# SUPERFLOW® DYNAMOMETERS & FLOWBENCHES

CYCLEDYN MOTORCYCLE CHASSIS DYNAMOMETER




SuperFlow® is a global market leader specializing in high-performance automotive testing and rebuilding equipment. Since the early 1970's SuperFlow® products have been used daily by professional engine builders, the military, technical schools, professional race teams, speed shops, transmission rebuilders, universities, and leading automotive manufacturers to produce powerful


and efficient vehicles. Our commitment to providing the best products and service at a great value has given us the opportunity to work with some of the most notable companies in the automotive industry. Come see why thousands of businesses have already chosen SuperFlow® for all of their testing needs.


CALL 1.888.442.5546 for more information on the CycleDyn Motorcycle Chassis Dynamometer.


Or visit us at [superflow.com](http://superflow.com)


## **TEST WITH THE BEST!**


 Chassis Dynos


 Flowbenches


 DriveShaft Rebuilding Equipment


 Engine Dynos

 Solenoid Testers

 Torque Converter Rebuilding Systems

 Transmission Dynos

 Valve Body Testers

 Transmission Testers

Manufactured in Colorado Springs, CO and Des Moines, IA U.S.A. Offices Worldwide; Des Moines, IA, Colorado Springs, CO, Pulle, Belgium  
For Europe sales & service please call +32-3-4846511 or email [info@superflow.be](mailto:info@superflow.be)

© 2011 SuperFlow Dynamometers & Flowbenches. All Rights Reserved. ® Registered Trademark of SuperFlow Dynamometers & Flowbenches.

[WWW.SUPERFLOW.COM](http://WWW.SUPERFLOW.COM)

1.888.442.5546